

2021 Product Catalog





Reawakening the idea of comfort.

06.
Who We Are

14.
Adjustable Beds

28.
Bedding
Pillows, Mattress Protectors,
& Encasements

40.
Furniture

46.
Bedding Support
Bed Frames, Bed Rails, & More

Reawakening the idea of

comfort.

**Comfort is far more
than just falling asleep.**

It's about being able to relax, knowing that a company with almost 70 years of experience is supporting your business. It's the confidence that comes from knowing each product you order is made of the best components and comes with an industry-leading warranty to back it up. And it's the convenience of having a dedicated customer service team available to guide every step of the process. At Rize, we want to make sure that everything we do makes things easier for you. Our adjustable beds, bed frames, mattresses, bedding, and furniture are made to elevate the way you sleep. Our company is here to reawaken the idea of comfort.

Everything we do
is in support of
comfort.

Generations of Innovation

Rize, a division of Mantua Manufacturing Co., is a family-owned and managed company that has been providing quality bedding products for almost 70 years. We've grown from a small business to the country's leading bed frame manufacturer and expanded into a wide line of other products designed to make each moment in bed even better.



How we support.

High-Quality Products.

Every Rize product is made to exacting standards when it comes to quality, durability, construction, and finish. From high-carbon steel to solid wood to beautifully upholstered furnishings, we're dedicated to stylish products that perform for the long haul.

Fast, Responsive Service.

We're committed to listening to our customers and helping them to feel comfortable with every purchase. Our outstanding customer service has helped us grow into an industry leader. We support six distribution centers around the country with in-stock merchandise so we can consistently deliver products fast and on-time.

Industry-Leading Warranty.

Hand-in-hand with outstanding service is our industry-leading warranty coverage. We stand behind our products. That's why we put as much care into developing our warranties as we do into the products themselves.

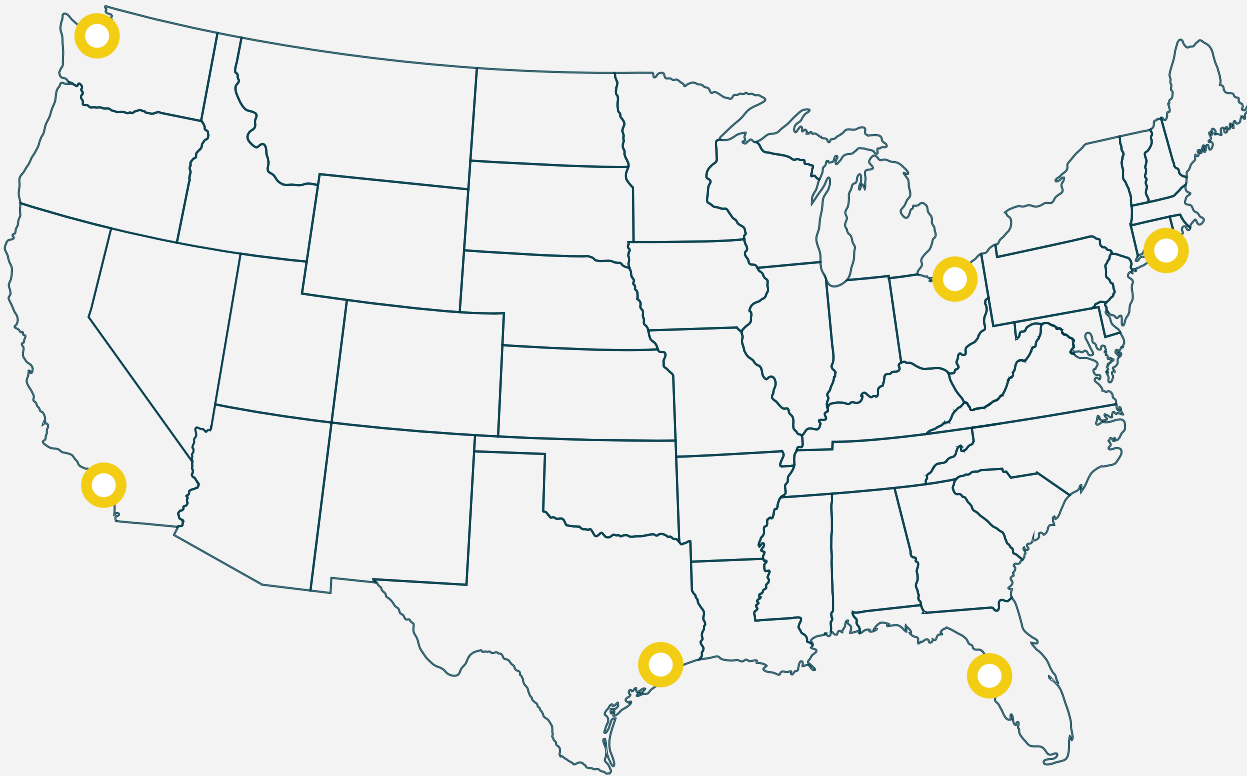




Orders, Shipping, & Distribution

Delivering
your order right
when you need it
– *and right the
first time.*

Distribution + Production Sites



Nationwide Supply Chain

Our nationwide supply chain gives us the flexibility to meet a variety of needs, from single-item orders, to multiple containers. We provide in-store merchandising display items to answer question about our products and demonstrate their quality. Contact us so that we can help set up a customized program tailored to get you everything you need for a successful showroom floor.

Boston, MA

Cleveland, OH
Production

Tampa, FL

Houston, TX
Production

Los Angeles, CA

Seattle, WA

Ordering

Orders can be placed in several convenient ways: send us an email, contact your representative, or call our customer service team. You'll get a confirmation email when your order is processed.

Contact Us

Email orders to: orders@rizebeds.com
Phone: 844-545-8865
Fax: 800-929-8014

Rize Headquarters
*31050 Diamond Parkway
Solon, OH 44139*

Product Information

Detailed content, images, and videos of our products are available through your AMP account. To set up your account on AMP, contact AMPsignup@rizebeds.com.

Available materials include:

- Photos
- Product specifications
- Manuals
- Pricing
- Updated inventory
- Warranty details
- Training
- And more

Shipping

Delivery Details

- \$1600 and over: Freight costs are included in the price.
- \$800 to \$1599: Orders in this range have freight costs included in the price and add an additional \$100 freight fee to the invoice.
- \$799 and under: These orders will ship at FOB prices plus the cost of freight added to the invoice.
- If delivery is being made to a location with limited access, there is a \$65 fee.

Orders will ship from the designated warehouse closest to the delivery address, based on available inventory. Upon request, items may be shipped from other warehouses at FOB pricing with the cost of freight added to the invoice.

Pickup Details

Pickup is also available at our warehouses using FOB prices. Our minimum order size for pickup is \$300. If orders are not picked up within 48 hours of the confirmed pickup date, a \$50 restocking fee will apply.

Any orders placed that contain items listed with a ^{*} are subject to shipping limitations and additional fees. All pricing for orders shipping to Alaska and Hawaii will be FOB plus freight cost. See individual product pages for details.

Certain designated items are available for drop shipping from the closest warehouse to the delivery location for a small additional charge.

A woman with long brown hair is lying on her back in a bed, smiling broadly and stretching her arms upwards. She is wearing a light blue and white striped short-sleeved shirt. The bed has white linens and a dark grey tufted headboard. Sunlight is streaming in from the right, casting shadows on the bed and the woman's face.

Sleep well.

Awaken comfort.



Adjustable Beds

Personalized comfort *that you control.*

The Rize line of adjustable beds is all about giving you the power to get into the perfect position, every moment you're in bed. Our beds are designed to invite rest, ease pain, and restore well-being. Adjust the head, foot, or lumbar sections to get just the right support.

Thoughtful features like massage, easy-to-use controls, USB ports, and under-bed lighting deliver a personalized experience. Streamlined design and construction allow our bases to fit inside most beds and framing systems. Quality workmanship provides durability and improved lift capacity. And an outstanding warranty means you'll rest assured.

Our line of adjustable beds puts you in control of your comfort.



Aviada



Contemporary III



Remedy II

5 years of full coverage of parts & labor / 20 years prorated

- 5 preset positions, 3 programmable positions, mobile app, voice control
- Inversion stretch, zero gravity and lounge preset positions
- 3 massage motors
- 4 USB outlets & lighted feet
- Stainless steel lounge legs

5 years of full coverage of parts & labor / 20 years prorated

- 5 preset positions, 3 programmable positions, mobile app, voice control
- Edge-to-edge lumbar support section, zero gravity and lounge preset positions, body-conforming modular design
- Therapeutic massage
- 2 USB outlets & under-bed light
- Stackable legs

5 years of full coverage of parts & labor / 20 years prorated

- 5 preset positions, 3 programmable positions, mobile app, voice control
- Edge-to-edge lumbar support section, zero gravity preset position
- Therapeutic massage
- 2 USB outlets & under-bed light
- Adjustable telescopic legs



The Rize Adjustable Beds Warranty

All Rize adjustable beds (with the exception of the Tranquility II and Up) are protected by a warranty that includes the first 5 years with full coverage of parts and labor as part of their 20-year limited warranty.



Clarity II



Tranquility II



Up

5 years of full coverage of parts & labor / 20 years prorated

- 5 preset positions, 3 programmable positions, mobile app, voice control
- Zero gravity preset position, compatible with platform beds
- Therapeutic massage
- 2 USB outlets & under-bed light
- Stackable legs

1 year full coverage of parts & labor / 3 years parts only / 20 years prorated

- 2 preset positions, 1 programmable position (zero gravity)
- Zero gravity preset position, compatible with platform beds
- Light on remote
- Stackable legs

1 year full coverage of parts / 5 years prorated

- Wired remote controls head positioning
- Sleek, lightweight platform
- Steel post legs

Set your expectations for *comfort* higher.

Whether you're sleeping, relaxing, reading, working, or watching. See how our adjustable beds give you full control over your positioning—all at the touch of a button.



Adjustable Beds

Aviada

True inversion positioning & premium design.

Luxurious details for the ultimate sleep experience. With true inversion positioning, massage, five preset positions, and a premium design, the Aviada offers full customization of your sleep style. Use the ergonomic positioning to help you sleep, stretch, realign, and relax. Create and save your favorite position in the remote or voice-powered mobile app. Be perfectly comfortable every moment you're in bed.



Programmable Remote



Inversion Position

Above: Aviada in Lounge position, Queen



No Tools Required



Flat Position



Anti-Snore Position



Zero Gravity Position



Incline Position



Lounge Position



Under-Bed Light



Therapeutic Massage



Continuous Motion Mode



SKU	Size	Dimensions	Additional Information	Delivered Price
THE RIZE AVIADA ADJUSTABLE BED				
1310043	Twin	38" x 75"	Box weight of 152 lb.	\$1,393.00
1310044	Twin XL	38" x 80"	2 bases required for split King Box weight of 157 lb. (per base)	\$1,393.00
1310045	Full	54" x 75"	Box weight of 198 lb.	\$1,514.00
1310047	Queen	60" x 80"	Box weight of 214 lb.	\$1,514.00
1310042*	Split California King	36" x 84"	2 bases required Box weight of 154 lb. (per base)	\$1,393.00

*Only available by special order at FOB price + freight cost in all states except: AZ, CA, NV, UT.

Contemporary III

Better back relief and more customization.

Modular design and edge-to-edge lumbar support with therapeutic massage. All the best adjustable bed features are available with the Contemporary III. Includes heavy-duty lift motors, under-bed lights, five preset positions, and a programmable remote and voice-powered app. The exclusive lounge position and adjustable lumbar section help ease lower back pain so you can get more comfortable sleep.



Above: Contemporary III in Zero Gravity position with lumbar section extended, Queen

No Tools Required

Flat Position

Anti-Snore Position

Zero Gravity Position

Incline Position

Lounge Position

Under-Bed Light

Therapeutic Massage

Continuous Motion Mode

5 years

SKU	Size	Dimensions	Additional Information	Delivered Price
THE RIZE CONTEMPORARY III ADJUSTABLE BED				
1310026	Twin XL	38" x 80"	2 bases required for split King Box weight of 161 lb. (per base)	\$1,071.00
1310027	Full	54" x 75"	Box weight of 205 lb.	\$1,157.00
1310029	Queen	60" x 80"	Box weight of 219 lb.	\$1,157.00
1310031	King	76" x 80"	Box weight of 264 lb.	\$1,343.00
1310030	California King	72" x 84"	Box weight of 244 lb.	\$1,343.00
1310024*	Split California King	36" x 84"	2 bases required Box weight of 161 lb. (per base)	\$1,071.00

*Only available by special order at FOB price + freight cost in all states except: AZ, CA, NV, UT.



Remedy II

Lumbar support and a range of relaxing features.

Edge-to-edge lumbar support in a value model. The utmost in comfort at a low cost. The Remedy II includes five preset positions, a programmable remote, two heavy-duty lift motors, and USB outlets. A voice-powered app is also available to control the bed and save your favorite positions. Added massage enhances your rest & relaxation, while the adjustable lumbar section helps to relieve back pain.



Above: Remedy II in Incline position with lumbar section extended, Queen

No Tools Required

Flat Position

Anti-Snore Position

Zero Gravity Position

Incline Position

Leisure Position

Under-Bed Light

Therapeutic Massage

Continuous Motion Mode

5 years

SKU	Size	Dimensions	Additional Information	Delivered Price
THE RIZE REMEDY II ADJUSTABLE BED				
1310102	Twin XL	38" x 80"	2 bases required for split King Box weight of 120 lb. (per base)	\$786.00
1310103	Full	54" x 75"	Box weight of 155 lb.	\$857.00
1310105	Queen	60" x 80"	Box weight of 182 lb.	\$857.00
1310107	King	76" x 80"	Box weight of 214 lb.	\$1,079.00
1310106	California King	72" x 84"	Box weight of 218 lb.	\$1,079.00
1310100*	Split California King	36" x 84"	2 bases required Box weight of 122 lb. (per base)	\$786.00

*Only available by special order at FOB price + freight cost in all states except: AZ, CA, NV, UT.



Adjustable Beds

Clarity II

All the features you need to wake up refreshed.

A full-featured power base for a restful night's sleep. Equipped with a range of features like heavy-duty lift motors, massage, under-bed lights, and more. Its zero-clearance design allows the Clarity II to be placed on top of platform or pedestal beds and retain full functionality. A programmable remote and voice-powered app lets you set and save new positions to customize your sleep experience.



Designed to fit in most headboard / footboard / rail systems

One USB outlet per side

Two heavy-duty lift motors and one massage motor

Greater lift capacity of up to 850 lb. per single unit

Legs can be removed to place base on a platform or pedestal bed

Includes 8", 3", and 2" legs to customize height of the bed from 18" to 5" (with no legs - 2" legs cannot be used alone)

Under-bed night-light

Programmable Remote

Zero Clearance - Deck Height of 5"

Above: Clarity II in Incline position, Queen

- No Tools Required
- Flat Position
- Anti-Snore Position
- Zero Gravity Position
- Incline Position
- Leisure Position
- Under-Bed Light
- Therapeutic Massage
- Continuous Motion Mode
- 5 years

SKU	Size	Dimensions	Additional Information	Delivered Price
THE RIZE CLARITY II ADJUSTABLE BED				
1310117	Twin	38" x 75"	Box weight of 118 lb.	\$579.00
1310118	Twin XL	38" x 80"	2 bases required for split King Box weight of 120 lb. (per base)	\$579.00
1310119	Full	54" x 75"	Box weight of 152 lb.	\$643.00
1310120	Queen	60" x 80"	Box weight of 161 lb.	\$643.00
1310122	King	76" x 80"	Box weight of 205 lb.	\$900.00
1310121	California King	72" x 84"	Box weight of 214 lb.	\$900.00
1310116	Split California King	36" x 84"	2 bases required Box weight of 117 lb. (per base)	\$579.00

Tranquility II

A full range of movement with a streamlined look.

Better sleep in sleek, modern style. The Tranquility II provides up to 70 degrees of movement for perfect positioning. Relax in the preset zero gravity position, or reprogram it to your favorite setting with the programmable remote. This economical model is also designed to have zero clearance to fit on top of platform or pedestal beds and retain full mobility.



Above: Tranquility II in Zero Gravity position, Queen



No Tools Required



Flat Position



Zero Gravity Position



Backup Battery System



Safety Gravity-Release



3 year warranty



Up

Full head positioning and Rize® reliability at a bargain price.

Just what you need to improve your sleep. The Up adjustable bed raises the head to get to the angle you need to help reduce snoring, ease congestion, and get support for your upper body in just the right spot. A sleek, efficient deck and center-folding design allow for easy shipping and transport.



Above: Up with head raised, Queen



No Tools Required



Light & Compact Shipping



Safety Gravity-Release



1/5 year warranty



SKU	Size	Dimensions	Additional Information	Delivered Price	FOB Pice
THE RIZE TRANQUILITY II ADJUSTABLE BED					
1310110	Twin	38" x 75"	Box weight of 92 lb.	\$457.00	
1310111	Twin XL	38" x 80"	2 bases required for split King Box weight of 93 lb. (per base)	\$457.00	
1310112	Full	54" x 75"	Box weight of 111 lb.	\$500.00	
1310114	Queen	60" x 80"	Box weight of 117 lb.	\$500.00	
1310124	King	76" x 80"	Box weight of 147 lb.	\$743.00	
1310123*	California King	72" x 84"	Box weight of 146 lb.	\$743.00	
1310109*	Split California King	36" x 84"	2 bases required Box weight of 93 lb. (per base)	\$457.00	

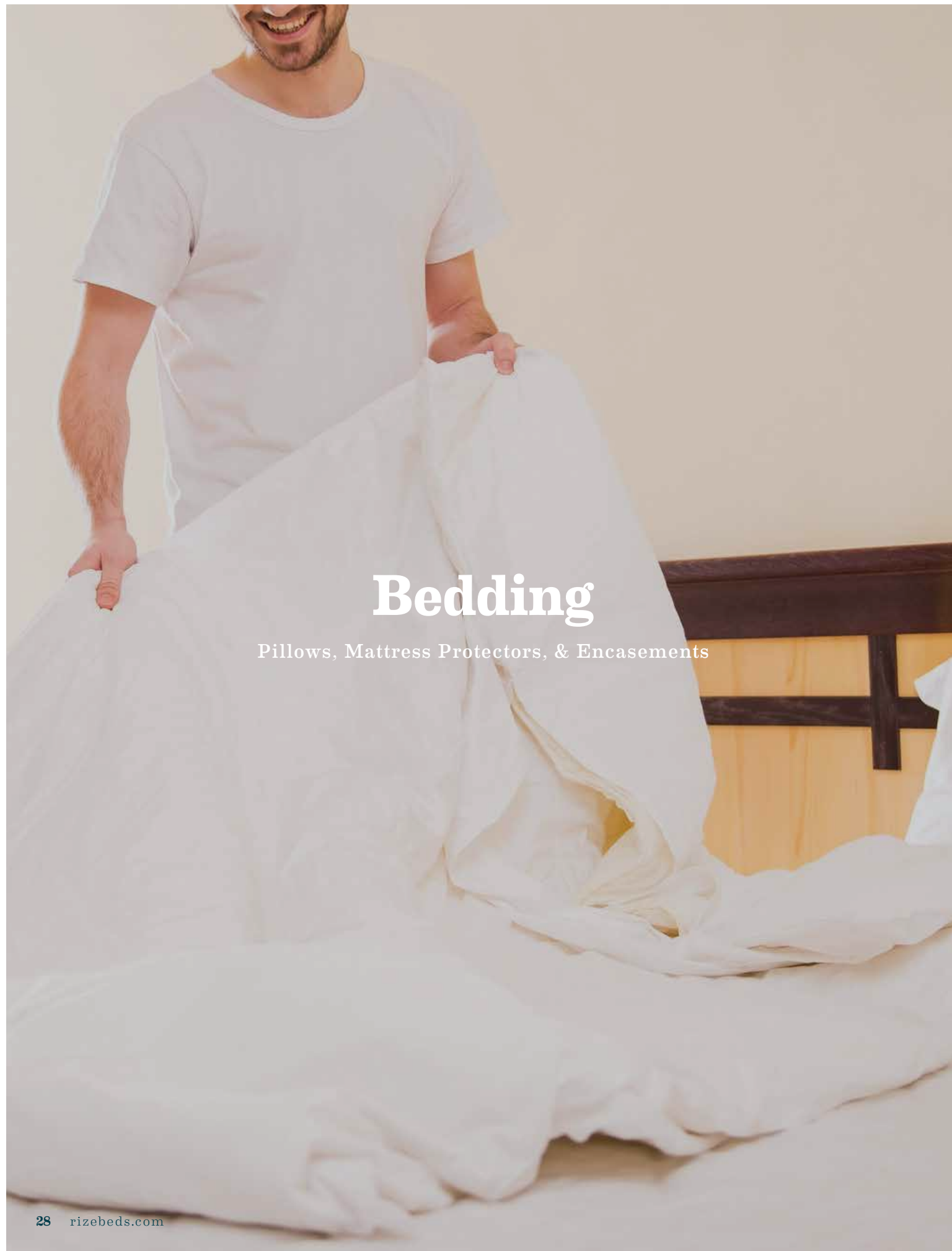
*Only available by special order at FOB price + freight cost in all states except: AZ, CA, NV, UT.

SKU	Size	Dimensions	Additional Information	Delivered Price
THE RIZE UP ADJUSTABLE BED				
1310149	Twin XL	38" x 80"	2 bases required for split King Box weight of 84 lb. (per base)	\$271.00
1310150	Queen	60" x 80"	Box weight of 113 lb.	\$329.00



Adjustable Bed Features Comparison

	Aviada	Contemporary III	Remedy II	Clarity II	Tranquility II	Up
Lift Capacity of 850 lb. per Single Base	✓	✓	✓	✓	✓	✓
Programmable Remote	✓	✓	✓	✓	✓	
Preset Zero Gravity Position (Programmable)	✓	✓	✓	✓	✓	
Preset Incline Position (Programmable)	✓	✓	✓	✓		
Preset Lounge Position (Programmable)	✓	✓				
Preset Leisure Position (Programmable)			✓	✓		
Preset Flat Position	✓	✓	✓	✓	✓	
Preset Anti-Snore Position	✓	✓	✓	✓		
Mobile App with Voice Commands	✓	✓	✓	✓		
Massage	✓	✓	✓	✓		
Under-Bed LED Night-light	✓ Multicolored	✓ Multicolored	✓	✓		
USB Outlets	✓ Two on Each Side	✓	✓	✓		
Edge-to-Edge Lumbar Support		✓	✓			
Zero Clearance (Allows Base to be Used on Platform Bed)				✓	✓	
Inversion Position	✓					
Legs	Stainless Steel Lounge Leg w/ Height Extenders	Stackable Legs	Stackable Legs	Stackable Legs	Stackable Legs	Steel Post
Warranty	5 Years of Full Coverage of Parts & Labor/ 20 Years Prorated	5 Years of Full Coverage of Parts & Labor/ 20 Years Prorated	5 Years of Full Coverage of Parts & Labor/ 20 Years Prorated	5 Years of Full Coverage of Parts & Labor/ 20 Years Prorated	1 Yr Full Coverage of Parts & Labor/ 3 Yrs Parts Only/ 20 Yrs Prorated	1 Yr Full Coverage Parts/ 5 Yrs Prorated
Adjustable Headboard Brackets (w/ Tool Pack)		Optional Purchase	Optional Purchase	Optional Purchase	Optional Purchase	



Bedding

Pillows, Mattress Protectors, & Encasements

Bedding that helps you *keep your cool.*

Top it all off with bedding designed to regulate heat and make your bed cozy. Better sleep doesn't stop with support. What's on top of your mattress creates an experience that helps you wake up rested and refreshed. We gathered a team of experts to design pillows and mattress protectors that would be cooling, soft, and durable. Made with temperature-regulating fabric, and including antimicrobial properties, the Rize bedding line will help keep your bed fresh, and your head supported, so you can spend each night getting comfortable.

Little things that make a *big difference* in how you sleep.

Our comfortable, cooling collection of pillows and mattress protection is made to give you a better place to rest your head.



CopperBreeze Pillow



Cooling Mattress Protector



Quilted Mattress Protector

Comfort, support, and multiple cooling components for better sleep

Ventilated cool gel memory foam with over 350 airflow channels throughout

Advanced airflow cover wicks away heat and moisture

Copper infusion helps regulate heat and keep pillow fresh

Technologically advanced cooling fabric with soft quilting

Advanced botanical fibers wick away heat and moisture

Waterproof, stain-proof, and dust mite resistant

Fits mattresses up to 18” deep

Comfortable, quilted top adds luxury softness to a cool sleep experience

TENCEL™ Lyocell fibers absorb moisture and support the body’s natural thermal regulation

Waterproof, stain-proof, and dust mite resistant

Fits mattresses up to 18” deep



The Rize Pillow Warranty

Your comfort is important to us. That’s why we put as much care into the warranties covering our products as the products themselves. Rize CopperBreeze pillows are protected with a 5-year warranty.



The Rize Mattress Protector & Encasement Warranty

We want you to be comfortable, and that means knowing we’ll be there if you need us. A 15 year warranty covers our protectors and encasements, as well as the mattress or foundation they protect.



Cool Touch Cover



Breathable



Hypoallergenic



Floor-Ready Packaging



Smooth Mattress Protector



Ultra-Soft Terry Mattress Protector



Mattress Encasement

Cool, quiet material with a sleek feel creates a smooth profile

TENCEL™ Lyocell fibers absorb moisture and support the body’s natural thermal regulation

Waterproof, stain-proof, and dust mite resistant

Fits mattresses up to 18” deep

Cooling, plush terry top for enhanced comfort and softer sleep

Advanced botanical fibers wick away heat and moisture

Waterproof, stain-proof, and dust mite resistant

Fits mattresses up to 18” deep

Complete, six-sided waterproof, stain-proof coverage

Zipper-locked protection against dust mites and bed bugs

Advanced botanical fibers wick away heat and moisture

Fits mattresses or foundations up to 18” deep




This product contains TENCEL™ Lyocell fibers. TENCEL™ is a trademark of Lenzing AG. This product is derived from sustainably managed wood sources.



CopperBreeze Pillow

Natural temperature regulation with real copper.

Premium comfort and support, unique cooling CopperBreeze™ technology. This reversible pillow offers a different cooling experience on each side. One side uses breathable fabric over an infusion of real copper to disperse heat and keep things fresh. The other side offers a specially designed cool-touch cover with added softness. Perfect for back or side sleepers, the plush material contours to the neck and shoulder to help relieve pain and pressure.



Above: Top side of pillow

Above: Bottom side of pillow

- Cool Touch Cover
- Ventilated Memory Foam
- Breathable
- Natural Copper Thermal Regulation
- Hypoallergenic & Antimicrobial
- 5 year warranty

SKU	Size	Dimensions (W x L x H)	Additional Information	Delivered Price - Carton (Delivered Price - Individual Box)
THE RIZE COPPERBREEZE PILLOW				
4770000	Standard	16" x 23" x 5"	Case of 4 individually boxed pillows Total carton weight of 36 lb.	\$196.00 (\$49.00)

Case of 4 can be shipped on its own with an additional \$5 shipping fee



Mattress Encasement

Comfortable, cooling, and certified safe.

Better, more protected sleep. The Rize Mattress Encasement provides total, enclosed protection for a mattress or foundation to keep out dust, stains, and bed bugs. Zipper-locked, waterproof coverage in a comfortable, breathable fabric means you can relax and get worry-free sleep. Comes as a pack of 4, individually boxed inside the carton.



Above: the Mattress Encasement on a mattress, Queen (mattress not included)

Display Packaging

- Waterproof
- Machine Washable
- Breathable
- Dust Mite & Bed Bug Resistant
- Hypoallergenic
- Exclusive 15 years warranty
- OEKO-TEX® CONFIDENCE IN TEXTILES STANDARD 100 SH025 163108 TESTEX Tested for harmful substances. www.oeko-tex.com/standard100

SKU	Size	Individual Box Dimensions (H x W x L)	Additional Information	Delivered Price - Carton (Delivered Price - Individual Box)
THE RIZE MATTRESS ENCASEMENT				
4760018	Twin	9" x 17.5" x 17.5"	Each carton contains 4 individual boxes Carton weight 10.5 lb.	\$134.00 (\$33.50)
4760019	Twin XL	9" x 17.5" x 17.5"	Each carton contains 4 individual boxes Carton weight 11 lb.	\$140.00 (\$35.00)
4760020	Full	9" x 17.5" x 17.5"	Each carton contains 4 individual boxes Carton weight 12 lb.	\$157.00 (\$39.25)
4760021	Queen	9" x 17.5" x 17.5"	Each carton contains 4 individual boxes Carton weight 13 lb.	\$174.00 (\$43.50)
4760023	King	9" x 17.5" x 17.5"	Each carton contains 4 individual boxes Carton weight 14.5 lb.	\$200.00 (\$50.00)
4760022	California King	9" x 17.5" x 17.5"	Each carton contains 4 individual boxes Carton weight 14.5 lb.	\$200.00 (\$50.00)

Carton of 4 boxes can be shipped on its own with an additional \$5 shipping fee.

Ultra-Soft Terry Mattress Protector

Cool, comfortable sleep with a softer feel.

Get mattress protection with added comfort. Enhance your sleep with the plush terry top and protective cover of our Ultra-Soft Mattress Protector. Designed by a team of experts to be soft and durable - and tested to be safe. Keep dust, stains, and mites out of your bed for worry-free rest. Comes as a pack of 4, individually boxed in the carton.



Above: the Ultra-Soft Terry Protector on a mattress, Queen (mattress not included)



Ultra-Soft Top



Display Packaging

Smooth Mattress Protector

Cooler, protected sleep that won't change the feel of your bed.

Mattress protection and a sleek, smooth feel. Keep your mattress safe from dust, stains, and mites with a protector that lets the feel of your mattress shine through. The state-of-the-art material in our Smooth Mattress Protector is made with TENCEL™ Lyocell fibers that absorb moisture and support the body's natural thermal regulation. Comes as a pack of 4, individually boxed in the carton.



Above: the Smooth Protector on a mattress, Queen (mattress not included)



Smooth Profile



Display Packaging

Waterproof

Machine Washable

Breathable

Dust Mite Resistant

Hypoallergenic

Exclusive 15 years warranty

OEKO-TEX®
CONFIDENCE IN TEXTILES
STANDARD 100
SHO25 163108 TESTEX
Tested for harmful substances.
www.oeko-tex.com/standard100

Waterproof

Machine Washable

Breathable

Dust Mite Resistant

Hypoallergenic

Exclusive 15 years warranty

OEKO-TEX®
CONFIDENCE IN TEXTILES
STANDARD 100
SHO25 163108 TESTEX
Tested for harmful substances.
www.oeko-tex.com/standard100

SKU	Size	Individual Box Dimensions (H x W x L)	Additional Information	Delivered Price - Carton (Delivered Price - Individual Box)
THE RIZE ULTRA-SOFT TERRY MATTRESS PROTECTOR				
4760000	Twin	9" x 17.5" x 17.5"	Each carton contains 4 individual boxes Carton weight 7.5 lb.	\$86.00 (\$21.50)
4760001	Twin XL	9" x 17.5" x 17.5"	Each carton contains 4 individual boxes Carton weight 8 lb.	\$91.00 (\$22.75)
4760002	Full	9" x 17.5" x 17.5"	Each carton contains 4 individual boxes Carton weight 9 lb.	\$97.00 (\$24.25)
4760003	Queen	9" x 17.5" x 17.5"	Each carton contains 4 individual boxes Carton weight 9.5 lb.	\$103.00 (\$25.75)
4760005	King	9" x 17.5" x 17.5"	Each carton contains 4 individual boxes Carton weight 11.5 lb.	\$120.00 (\$30.00)
4760004	California King	9" x 17.5" x 17.5"	Each carton contains 4 individual boxes Carton weight 11.5 lb.	\$120.00 (\$30.00)

Carton of 4 boxes can be shipped on its own with an additional \$5 shipping fee.

SKU	Size	Individual Box Dimensions (H x W x L)	Additional Information	Delivered Price - Carton (Delivered Price - Individual Box)
THE RIZE SMOOTH MATTRESS PROTECTOR				
4760006	Twin	9" x 17.5" x 17.5"	Each carton contains 4 individual boxes Carton weight 10.5 lb.	\$134.00 (\$33.50)
4760007	Twin XL	9" x 17.5" x 17.5"	Each carton contains 4 individual boxes Carton weight 11 lb.	\$140.00 (\$35.00)
4760008	Full	9" x 17.5" x 17.5"	Each carton contains 4 individual boxes Carton weight 11.5 lb.	\$163.00 (\$40.75)
4760009	Queen	9" x 17.5" x 17.5"	Each carton contains 4 individual boxes Carton weight 12.5 lb.	\$169.00 (\$42.25)
4760011	King	9" x 17.5" x 17.5"	Each carton contains 4 individual boxes Carton weight 14 lb.	\$189.00 (\$47.25)
4760010	California King	9" x 17.5" x 17.5"	Each carton contains 4 individual boxes Carton weight 14 lb.	\$189.00 (\$47.25)

Carton of 4 boxes can be shipped on its own with an additional \$5 shipping fee.
This product is derived from sustainably managed wood sources and contains TENCEL™ Lyocell fibers. TENCEL™ is a trademark of Lenzing AG.

Quilted Mattress Protector

Additional comfort while protecting your mattress.

Cooling fabric with the added softness of luxury quilting. Enhance your sleep experience with a comfortable topper that also keeps your mattress safe from dust, stains, and mites. TENCEL™ Lyocell fibers absorb moisture and support the body's natural thermal regulation. Comes as a pack of 4, individually boxed in the carton.



Above: the Quilted Protector on a mattress, Queen (mattress not included)

Waterproof

Machine Washable

Breathable

Dust Mite Resistant

Hypoallergenic

Exclusive 15 years warranty

OEKO-TEX®
CONFIDENCE IN TEXTILES
STANDARD 100
SHO25 163108 TESTEX
Tested for harmful substances.
www.oeko-tex.com/standard100

SKU	Size	Individual Box Dimensions (H x W x L)	Additional Information	Delivered Price - Carton (Delivered Price - Individual Box)
THE RIZE QUILTED MATTRESS PROTECTOR				
4760012	Twin	10.5" x 21" x 21"	Each carton contains 4 individual boxes Carton weight 16.5 lb.	\$183.00 (\$45.75)
4760013	Twin XL	10.5" x 21" x 21"	Each carton contains 4 individual boxes Carton weight 19 lb.	\$189.00 (\$47.25)
4760014	Full	10.5" x 21" x 21"	Each carton contains 4 individual boxes Carton weight 20 lb.	\$211.00 (\$52.75)
4760015	Queen	10.5" x 21" x 21"	Each carton contains 4 individual boxes Carton weight 23.5 lb.	\$223.00 (\$55.75)
4760017	King	10.5" x 21" x 21"	Each carton contains 4 individual boxes Carton weight 24 lb.	\$260.00 (\$65.00)
4760016	California King	10.5" x 21" x 21"	Each carton contains 4 individual boxes Carton weight 24 lb.	\$260.00 (\$65.00)

Carton of 4 boxes can be shipped on its own with an additional \$5 shipping fee.
This product is derived from sustainably managed wood sources and contains TENCEL™ Lyocell fibers. TENCEL™ is a trademark of Lenzing AG.

Cooling Mattress Protector

The final touch to make your bed cool and cozy.

Deeper, more restful sleep from cooling technology and luxury-soft quilting. Get more comfortable sleep while keeping your mattress safe from dust, stains, and mites. Our Cooling Mattress Protector uses state-of-the-art material that is soft and breathable to regulate heat and protect your mattress. Comes as a pack of 4, individually boxed inside the carton.



Above: the Cooling Protector on a mattress, Queen (mattress not included)

Waterproof

Machine Washable

Breathable

Dust Mite Resistant

Hypoallergenic

Exclusive 15 years warranty

OEKO-TEX®
CONFIDENCE IN TEXTILES
STANDARD 100
SHO25 163108 TESTEX
Tested for harmful substances.
www.oeko-tex.com/standard100

SKU	Size	Individual Box Dimensions (H x W x L)	Additional Information	Delivered Price - Carton (Delivered Price - Individual Box)
THE RIZE COOLING MATTRESS PROTECTOR				
4760024	Twin	10.5" x 21" x 21"	Each carton contains 4 individual boxes Carton weight 16.5 lb.	\$303.00 (\$75.75)
4760025	Twin XL	10.5" x 21" x 21"	Each carton contains 4 individual boxes Carton weight 19 lb.	\$334.00 (\$83.50)
4760026	Full	10.5" x 21" x 21"	Each carton contains 4 individual boxes Carton weight 20 lb.	\$394.00 (\$98.50)
4760027	Queen	10.5" x 21" x 21"	Each carton contains 4 individual boxes Carton weight 23.5 lb.	\$423.00 (\$105.75)
4760029	King	10.5" x 21" x 21"	Each carton contains 4 individual boxes Carton weight 24 lb.	\$546.00 (\$136.50)
4760028	California King	10.5" x 21" x 21"	Each carton contains 4 individual boxes Carton weight 24 lb.	\$546.00 (\$136.50)

Carton of 4 boxes can be shipped on its own with an additional \$5 shipping fee.

Bedding Display Point-of-Purchase Options



Get your customers comfortable with Rize bedding products.

Everything you need to display the Rize® bedding line and draw in more sales. We know that getting a sale is more than just putting product on the floor. That's why we've developed a range of point-of-purchase items to help give your customers the information they need to make a purchase. These carefully designed products make it easy to improve sell-through.



Bedding Display Stand - Customize your display with the height-adjustable shelves, sized specifically to fit the Rize pillow and mattress protection program boxes in multiple configurations. An easy, stylish way to showcase Rize bedding products on your floor.

SKU: RIZE DISPLAY STAND

Price: \$200, rebated after \$3000 in qualifying sales of bedding program products.



Mattress Protection Program Samples - A ring of labeled fabric swatches from each piece of our mattress protection program: Ultra-Soft Terry Protector, Smooth Protector, Quilted Protector, Cooling Protector, and Mattress Encasement.

SKU: 2500029

No cost. Requires qualifying purchase of a mattress protector or encasement.




Mattress Protector Shakers - Small containers meant to show the breathability and waterproof quality of our mattress protectors. One jar has baby powder that you can smell through the ultra-soft terry fabric, and the other holds water.

SKU: 2500028

No cost. Requires qualifying purchase of a mattress protector or encasement.

Bedding: Pillows, Mattress Protectors, & Encasements





Furnishing your space *shouldn't ever make you yawn.*

We believe bedroom furniture should reflect equal parts relaxation and inspiration. So we created a line that strikes the perfect balance between style and comfort. Our wood headboards add visual interest that creates a statement. They're made using premium, solid wood to provide lasting style for any bedroom. Pair the headboards with a Rize bed frame for a perfect sleep solution. All our furniture is versatile enough to resonate with a range of décor styles, from traditional to modern.

Designed to make *a statement.*



Rake Style
Wood Headboard



Cottage Style
Wood Headboard



Traditional Style
Wood Headboard

Solid Wood Headboards

Handcrafted from premium solid wood

Choose from a variety of rich, glossy finishes

Each headboard is finished by hand for quality assurance

All hardware included for easy assembly

Easy to ship – all parts come in 1 box



Available to fit **Twin, Full, or Queen** bolt-on bed frames.



The Rize Furniture Warranty

Your comfort is important to us. That's why we put as much care into the warranties covering our products as the products themselves. Rize beds, headboards, and nightstands are protected with a lifetime limited warranty.



Cottage Style Headboards

Universal appeal and beautiful construction.

Classic style and a rich, glossy finish create a lasting impression. Cottage headboards are designed to accent any look, from traditional to modern, bohemian to seaside. Made from select, solid wood, each headboard is finished by hand. Available in Twin or Full/Queen sizes and a choice of gloss white, vibrant blue, or ebony black finishes.

Rake & Traditional Headboards

A perfect fit for any bedroom.

Timeless design made to last a lifetime. The Traditional and Rake headboards are inspired from classic styles. They add glossy finishes for a warm, open look that accents vintage and modern bedrooms. Made from solid wood, each headboard is hand finished. Available in Twin or Full/Queen sizes.



SKU	Size	Dimensions (W x H)	Additional Information	Delivered Price
THE RIZE COTTAGE STYLE WOOD HEADBOARD				
HB33-CG	Twin	41.5" x 44.75"	Gloss white finish Weight of 20.5 lb.	\$99.00
HB33-CB	Twin	41.5" x 44.75"	Vibrant blue finish Weight of 20.5 lb.	\$99.00
HB33-CE	Twin	41.5" x 44.75"	Ebony black finish Weight of 20.5 lb.	\$99.00
HB45-CG	Full/Queen	63.5" x 44.75"	Gloss white finish Weight of 30 lb.	\$134.00
HB45-CB	Full/Queen	63.5" x 44.75"	Vibrant blue finish Weight of 30 lb.	\$134.00
HB45-CE	Full/Queen	63.5" x 44.75"	Ebony black finish Weight of 30 lb.	\$134.00

SKU	Size	Dimensions (W x H)	Additional Information	Delivered Price
THE RIZE RAKE STYLE WOOD HEADBOARD				
HB33-RO	Twin	39.75" x 44.5"	Golden oak finish Weight of 19 lb.	\$99.00
HB45-RO	Full/Queen	62" x 44.5"	Golden oak finish Weight of 28 lb.	\$134.00
THE RIZE TRADITIONAL STYLE WOOD HEADBOARD				
HB33-TC	Twin	39.75" x 44.75"	Classic cherry finish Weight of 17 lb.	\$99.00
HB45-TC	Full/Queen	61.5" x 44.75"	Classic cherry finish Weight of 27 lb.	\$134.00



Bedding Support

Bed Frames, Bed Rails, & More

Bedding Support: Bed Frames, Bed Rails, & More

Every bed
*deserves a strong
foundation.*

Building a bed that's comfortable and stable begins from the ground up. That's why we put a great deal of effort into designing and constructing bed frames that go far beyond the basics. Our extensive product line includes an option to match virtually every bed, every room, and every occupant. Whether you need standard, high-quality frames, or something different to go under the mattress like a platform bed base, a heavy-duty frame, a hospitality-friendly base, or specialized options and accessories, our bedding supports have your back.

Building a comfortable bed starts *from the ground up*.



Standard



Deluxe

Our fundamental bed frames come in a range of sturdy models

1¼" side rails made from high-carbon steel

Holds up to 1,000 lb. of distributed weight

Choice of strength-tested glides or rollers

Available in Twin through California King sizes

Deluxe frames offer increased stability and a stronger base for more supported sleep

1½" side rails made from high-carbon steel

Holds up to 2,000 lb. of distributed weight

Choice of strength-tested glides or rollers

Available in Twin through California King sizes



Premium



Universal

Expertly designed for maximum stability and strength, Premium frames are the best choice in bedding support

1¼" side rails made from ribbed, high-carbon steel

Holds up to 3,000 lb. of distributed weight

Double center rail support in all but Twin sizes

Recessed, wedge-lock legs get stronger as more weight is applied

Available in Twin through California King sizes

A frame that fits any standard size is all you need for better support

1½" side rails made from high-carbon steel

Includes strength-tested nylon glides


Single center rail support

Adjusts to fit all standard sizes



The Rize Bedding Support Warranty

Your comfort is important to us. That's why we put as much care into the warranties covering our products as the products themselves. Rize bedding support, bed frames, bed rails, and accessories are protected with a lifetime limited warranty.



What's *under the bed* is just as important.



Top-Selling Bed Frames

SKU	Size	Length	Specifications	Delivered Price
Standard Bed Frames • Good • 1 1/4" Steel				
I-34G	Twin / Full	63"	4 glides	\$30.00
I-105XLW	Twin / Full / Queen	70"	4 glides	\$32.00
I-126Q	Twin / Full / Queen	70"	5 glides & center cross rail	\$39.00
I-PK165	Queen / King / Cal King	70"	6 glides & single center rail	\$46.00
Deluxe Bed Frames • Better • 1 1/2" Steel				
I-416QPG	Twin / Full / Queen	70"	5 glides & center cross rail	\$46.00
I-PK465	Queen / King / Cal King	70"	6 glides & single center rail	\$50.00
Premium Bed Frame • Best • 1 3/4" Steel				
1000004	Queen / King / Cal King	71"	6 glides & double center rail	\$71.00
Universal Bed Frame • 1 1/2" Steel				
I-3976U-PG	Twin / Full / Queen King / Cal King	70"	6 glides & single center rail	\$57.00

We've been building the best bedding support since 1952.
*Our bed frames are constructed of high-carbon steel,
and strength-tested to last a lifetime.*

Bed Frames - Standard



Every bed deserves a strong foundation.

Our fundamental bed frames with 1¼” angle iron side rails. Constructed of high-carbon steel and strength tested, each of our frames is made to last a lifetime. Our Standard Insta-Lock bed frames come in a range of value models to fit Twin through California King size mattresses and box springs. Full, Queen, King, and California King sizes are available with additional center support.



Above: Insta-Lock I-34G, Full

- No Tools Required
- Sturdy Steel Construction
- All Hardware Included
- Headboard Brackets Attached
-

SKU	Size	Dimensions	Additional Information	Delivered Price
RIZE STANDARD BED FRAMES WITH GLIDES				
I-34G	Twin/Full	63” long	Includes 4 glides	\$30.00
I-105XLW*	Twin/Full/Queen	70” long	Includes 4 glides	\$32.00
I-126Q	Twin/Full/Queen	70” long	Includes 5 glides and a center cross rail	\$39.00
I-PK165	Queen/King/Cal King	70” long	Includes 6 glides and a single center rail	\$46.00
RIZE STANDARD BED FRAMES WITH ROLLERS				
I-34R*	Twin/Full	63” long	Includes 4 rollers	\$31.00
I-114XLW*	Twin/Full/Queen	70” long	Includes 4 rollers	\$36.00
I-115PR*	Twin/Full/Queen	70” long	Includes 4 rollers, 1 glide, and a center cross rail	\$44.00
I-PK170*	Queen/King/Cal King	70” long	Includes 4 rollers, 2 glides, and a single center rail	\$50.00

*Only available by special order at FOB price + freight cost in the following states: AK, AZ, CA, HI, ID, NV, OR, UT, WA.

Bed Frames - Deluxe



Building a more comfortable bed starts with our foundations.

A deluxe line of bed frames constructed with 1½” high-carbon, angle iron side rails. Get a lifetime of sturdy, strength -tested support in a range of models to fit Twin through California King size mattresses and box springs. These Queen, King, and California King Deluxe Insta-Lock frames have an added center rail for additional support.



Pictured: Insta-Lock I-416QPG, Queen Size

- No Tools Required
- Sturdy Steel Construction
- All Hardware Included
- Headboard Brackets Attached
-

SKU	Size	Dimensions	Additional Information	Delivered Price
RIZE DELUXE BED FRAMES WITH GLIDES				
I-410XLW	Twin/Full/Queen	70” long	Includes 4 glides	\$38.00
I-416QPG*	Twin/Full/Queen	70” long	Includes 5 glides and a center cross rail	\$46.00
I-PK465*	Queen/King/Cal King	70” long	Includes 6 glides and a single center rail	\$50.00
I-CS374PG	Queen/King/Cal King	70” long	Includes 6 glides and a double center rail	\$59.00
RIZE DELUXE BED FRAMES WITH ROLLERS				
I-411PR*	Twin/Full/Queen	70” long	Includes 4 rollers	\$38.00
I-414PR*	Twin/Full/Queen	70” long	Includes 4 rollers, 1 glide, and a center cross rail	\$48.00
I-PK470*	Queen/King/Cal King	70” long	Includes 4 rollers, 2 glides, and a single center rail	\$54.00
I-CS374PR*	Queen/King/Cal King	70” long	Includes 4 rollers, 2 glides, and a double center rail	\$61.00

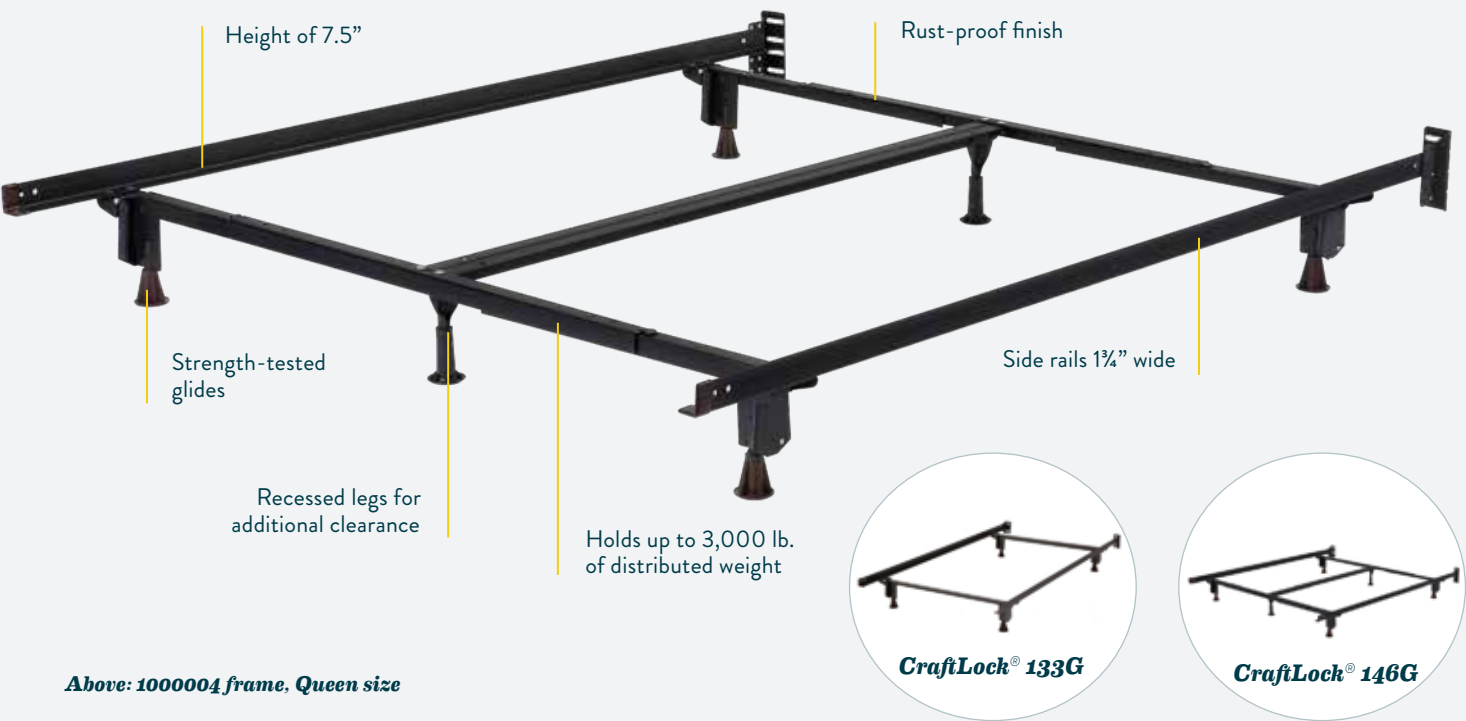
*Only available by special order at FOB price + freight cost in the following states: AK, AZ, CA, HI, ID, NV, OR, UT, WA.

Bed Frames - Premium

rize

We’ve got your back with the best support you can put under a bed.

The best bed frames in the industry, made with 1½” ribbed angle iron side rails. Added strength in our high-carbon steel allows these rails to stand up to a lifetime of heavy use. Our Premium frames have wedge-lock legs that get stronger as more weight is applied. Available to fit Twin through California King size mattresses and box springs. Full, Queen, King, and California King sizes come with a double center rail for maximum support.



Above: 1000004 frame, Queen size



No Tools
Required



Sturdy Steel
Construction



All Hardware
Included



Headboard
Brackets Attached



SKU	Size	Dimensions	Additional Information	Delivered Price
RIZE PREMIUM BED FRAMES				
133G*	Twin	71” long	Includes 4 glides	\$52.00
146G*	Full	71” long	Includes 6 glides and a double center rail	\$69.00
1000004	Queen/King/ Cal King	71” long	Includes 6 glides and a double center rail	\$71.00

*Only available by special order at FOB price + freight cost in the following states: AK, AZ, CA, HI, ID, NV, OR, UT, WA.

Bed Frames - Specialty

rize

Strong foundations for unique bedding needs.

High-carbon, strength-tested steel bed frame solutions. Our Universal Insta-Lock bed frame fits all standard box spring & mattress sizes so that you only need to buy a frame once. For a shorter bed, we offer low-profile sizes. We also have double-ended frames that allow both a headboard and footboard to be attached without the need for additional parts.



Above: Insta-Lock I-3976U-PG



No Tools
Required



Sturdy Steel
Construction



All Hardware
Included



Headboard
Brackets Attached



SKU	Size	Dimensions	Additional Information	Delivered Price
RIZE SPECIALTY BED FRAMES				
I-3976U-PG	Universal	70” long	Adjusts to fit all standard bed sizes Includes 6 glides, a center rail, and 1½” side rails	\$57.00
LB-34G*	Twin/Full	70” long	Lowers the bed 3” Includes 4 glides and 1½” side rails	\$53.00
LB-66G*	Queen/King/Cal-King	70” long	Lowers the bed 3” Includes 6 glides, a double center rail, and 1½” side rails	\$77.00
H479AGFB*	Twin/Full	76” long	Includes brackets for both hook-on headboard and footboard, 4 adjustable glides, and 1½” side rails	\$46.00
HCS-379-AGFB*	Queen/King	82” long	Includes brackets for both hook-on headboard and footboard, double center rail, 6 adjustable glides, and 1½” side rails	\$73.00
479AGFB*	Twin/Full	76” long	Includes brackets for both bolt-on headboard and footboard, 4 adjustable glides, and 1½” side rails	\$46.00
CS-379-AGFB*	Queen/King	82” long	Includes brackets for both bolt-on headboard and footboard, a double center rail, 6 adjustable glides, and 1½” side rails	\$73.00

*Only available by special order at FOB price + freight cost in the following states: AK, AZ, CA, HI, ID, NV, OR, UT, WA.

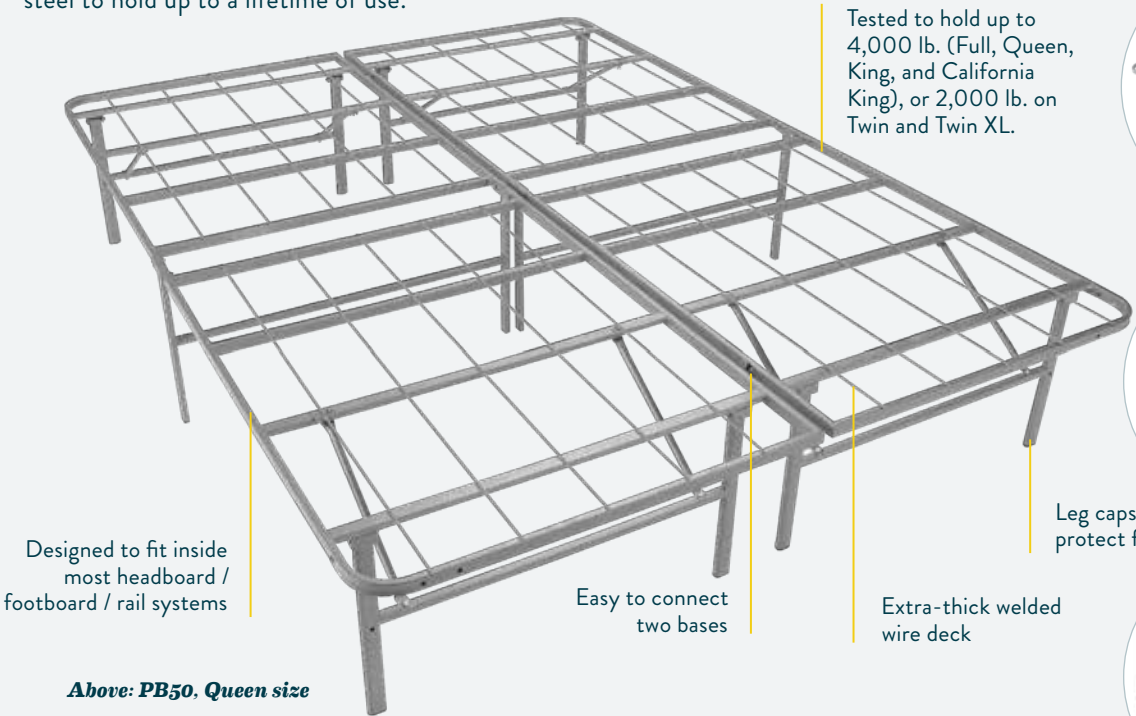


Platform Bed Base



The perfect foundation - strong and hassle-free.

Our metal platform bases provide sturdy and lasting support to a mattress without the need for a box spring. Platform bases can be used on their own or inside a headboard/footboard system. Provides up to 14” of space underneath for storage. Folds for easy transport. Made from commercial-grade steel to hold up to a lifetime of use.



Above: PB50, Queen size



No Tools
Required



Sturdy Steel
Construction



Foldable for
Storage & Transport



Headboard /
Footboard Brackets
Available




Bed Bug
Resistant



Twin Base



Available Headboard
Bracket



Folded Flat

SKU	Size	Dimensions (H x W x L)	Delivered Price
THE RIZE METAL PLATFORM BED BASE			
PB33	Twin	14” x 39” x 75”	\$83.00
PB33XL	Twin XL	14” x 39” x 80”	\$86.00
PB46	Full	14” x 54” x 75”	\$111.00
PB50	Queen	14” x 60” x 80”	\$113.00
PB66	King	14” x 78” x 80”	\$130.00
PB60	California King	14” x 72” x 84”	\$130.00
PBHB	Brackets for headboard or footboard (1 pair per package)		\$16.00

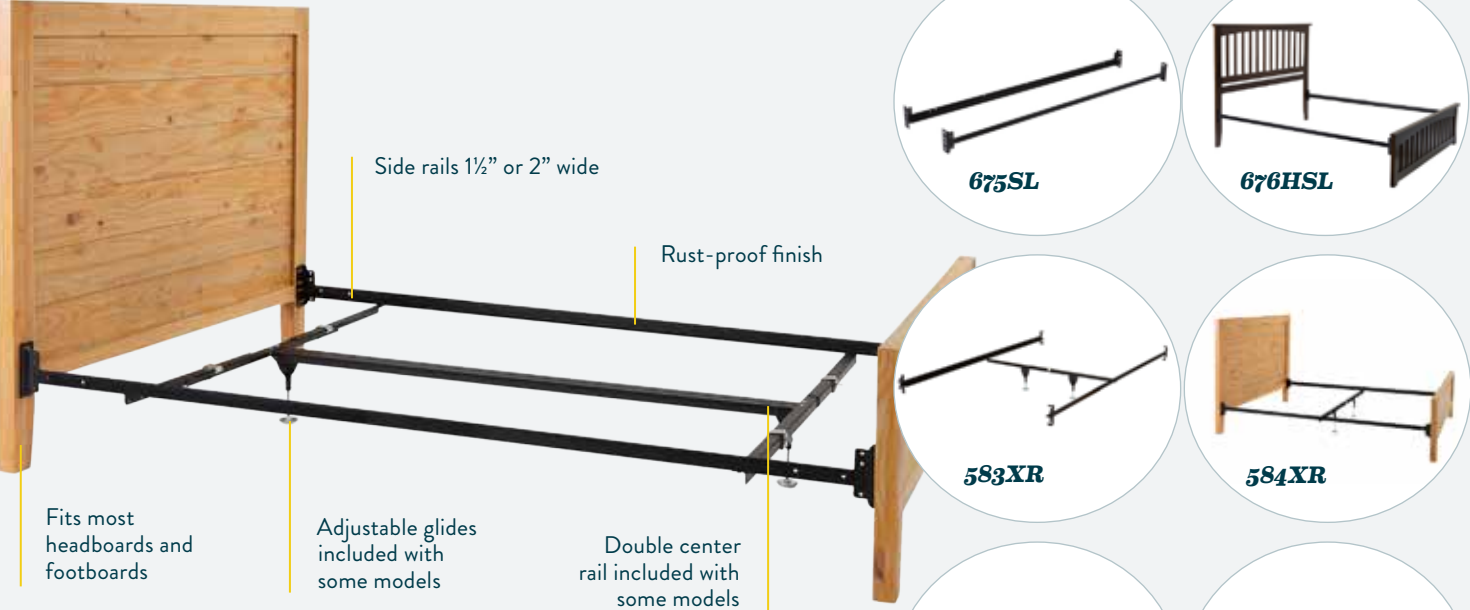
Boxes can be shipped individually with an additional \$17 shipping fee for each Twin, Full, or Queen box; and a \$37 fee for each King or Cal King box.

Bed Rails - Hook-On & Bolt-On



Durable support for all your specialty bedding needs.

Long-lasting rails made with strength-tested angle iron. Available for a variety of uses: easily attach headboards and footboards or add additional stability in place of an existing bed frame. Sizes Twin through California King available for both bolt-on and hook-on headboards/footboards.



Above: 755-QK, Queen (headboard and footboard for reference, not included with purchase)



No Tools
Required



Sturdy Steel
Construction



All Hardware
Included



Headboard & Footboard
Brackets Attached



SKU	Size	Dimensions	Additional Information	Delivered Price
RIZE HOOK-ON & BOLT-ON BED RAILS				
675SL*	Twin/Full	76" long	Attach a bolt-on headboard/footboard 2" side rails	\$29.00
676HSL*	Twin/Full	76" long	Attach a hook-on headboard/footboard 2" side rails	\$29.00
583XR*	Queen	82" long	Attach a hook-on headboard/footboard Includes 2 adjustable glides 2" side rails	\$46.00
584XR*	Queen	82" long	Attach a bolt-on headboard/footboard Includes 2 adjustable glides 2" side rails	\$46.00
755-QK*	Queen/King	82" long	Attach bolt-on headboard/footboard Includes double center rail & 2 adjustable glides 1 1/2" side rails	\$64.00
756-QK*	Queen/King	82" long	Attach hook-on headboard/footboard Includes double center rail & 2 adjustable glides 1 1/2" side rails	\$64.00
757-CK*	California King	85" long	Attach bolt-on headboard/footboard Includes double center rail & 2 adjustable glides 1 1/2" side rails	\$64.00
758-CK*	California King	85" long	Attach hook-on headboard/footboard Includes double center rail & 2 adjustable glides 1 1/2" side rails	\$64.00

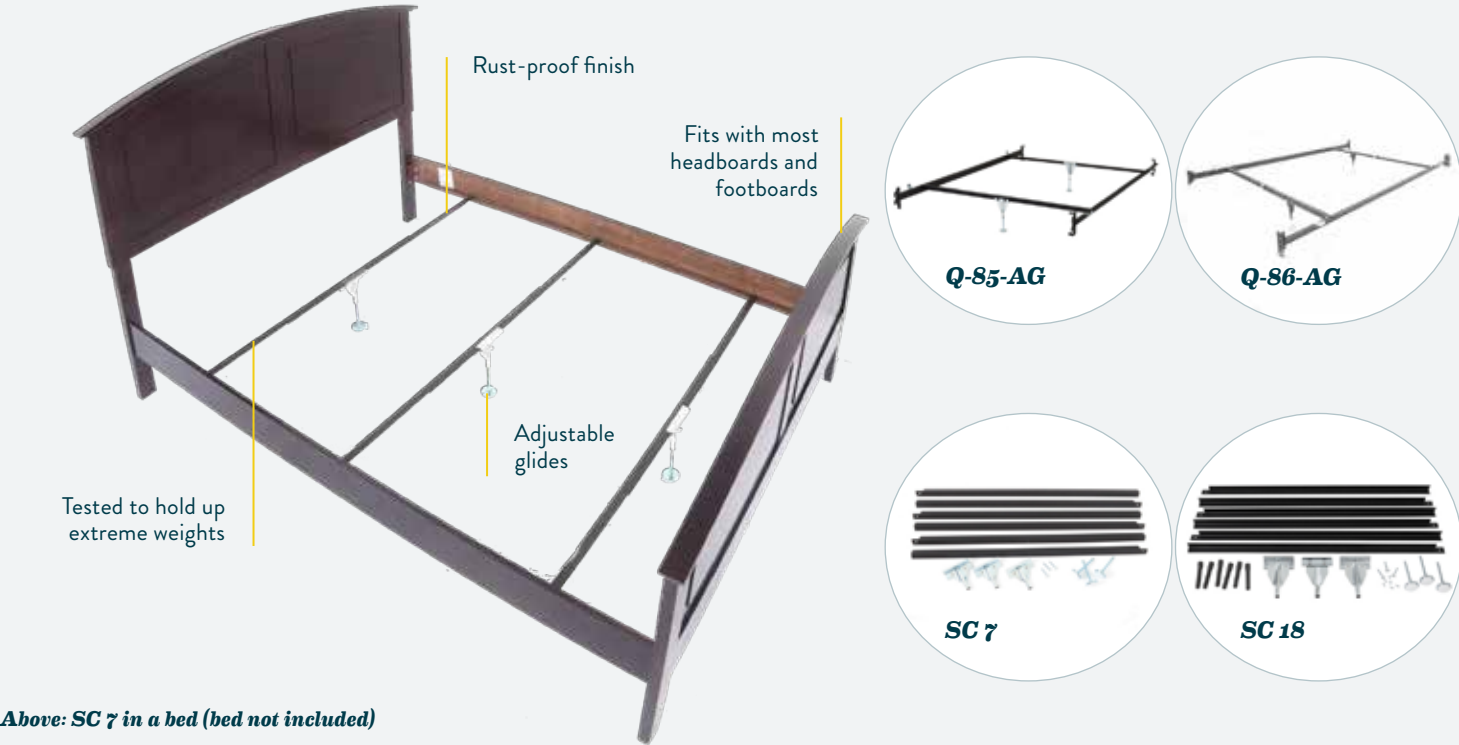
*Only available by special order at FOB price + freight cost in the following states: AK, AZ, CA, HI, ID, NV, OR, UT, WA.

Bed Rails - Converter Rails & Cross Supports



A better alternative in bedding support.

Strength-tested for unique bedding needs. Our angle iron converter rails and cross supports are made to last a lifetime. Converter rails adapt a Full size headboard and footboard to be used with a Queen size mattress and box spring. Cross supports adjust to the width of even custom beds to replace flimsy or broken slats. Supports include adjustable glides to choose your optimum bed height.



Above: SC 7 in a bed (bed not included)



No Tools
Required



Sturdy Steel
Construction



All Hardware
Included



SKU	Size	Dimensions	Additional Information	Delivered Price
RIZE CONVERTER RAILS & CROSS SUPPORTS				
Q-85-AG*	Full to Queen (hook-on)	82" long, 1 1/2" side rails	Includes 2 adjustable glides & both headboard & footboard brackets Adapts Full size hook-on headboard & footboard to fit Queen size mattress & box spring	\$56.00
Q-86-AG*	Full to Queen (bolt-on)	82" long, 1 1/2" side rails	Includes 2 adjustable glides & both headboard & footboard brackets Adapts Full size bolt-on headboard & footboard to fit Queen size mattress & box spring	\$56.00
SC 7*	Full/Queen/King/Cal-King	Adjustable width up to 78", 1 1/4" x 1 1/4" side rails	Includes 3 cross supports & 3 adjustable glides to set heights of 7" to 15"	\$56.00
SC 18*	Full/Queen/King/Cal-King	Adjustable width up to 78", 1 1/4" x 1 1/4" side rails	Includes 3 cross supports & 3 adjustable glides to set heights of 9" to 18"	\$57.00

*Only available by special order at FOB price + freight cost in the following states: AK, AZ, CA, HI, ID, NV, OR, UT, WA.

Hospitality Bed Base

A supportive finishing touch for guest rooms.

Our sturdy steel bed base supports a mattress and box spring while preventing dust and other items from getting under the bed. Easy-assembly design means setup is finished in minutes. Perfect for hotel rooms, this hospitality base adjusts to snugly fit box springs and provide firm support for the mattress. Available in three heights and comes in a matte black finish.



Retainer clips hold box spring in place

Choose side panel height: 6", 7.5", or 10"

Tubular steel cross supports with extra-sturdy center legs

Only 14 total assembly parts

Corner Brackets for Quick Assembly

Rubber Gaskets Prevent Squeaking

Above: J75MB50 BC, Queen, 7.5" height



No Tools Required



Sturdy Steel Construction



5-Minute Assembly



Tested to Hold Up to Extensive Use



SKU	Size	Height	Dimensions (W x L)	Delivered Price
THE RIZE HOSPITALITY BED BASE*				
J6MB33 BC	Twin/Twin XL	6" side panels	38" x 72"	\$76.00
J6MB46 BC	Full/Full XL	6" side panels	53" x 72"	\$82.00
J6MB50 BC	Queen	6" side panels	60" x 72"	\$84.00
J6MB66 BC	King	6" side panels	76" x 72"	\$90.00
J6MB60 BC	California King	6" side panels	72" x 72"	\$90.00
J75MB33 BC	Twin/Twin XL	7.5" side panels	38" x 72"	\$84.00
J75MB46 BC	Full/Full XL	7.5" side panels	53" x 72"	\$89.00
J75MB50 BC	Queen	7.5" side panels	60" x 72"	\$92.00
J75MB66 BC	King	7.5" side panels	76" x 72"	\$98.00
J75MB60 BC	California King	7.5" side panels	72" x 72"	\$98.00
J10MB33 BC	Twin/Twin XL	10" side panels	38" x 72"	\$89.00
J10MB46 BC	Full/Full XL	10" side panels	53" x 72"	\$102.00
J10MB50 BC	Queen	10" side panels	60" x 72"	\$104.00
J10MB66 BC	King	10" side panels	76" x 72"	\$108.00
J10MB60 BC	California King	10" side panels	72" x 72"	\$108.00

*These commercial bed bases are ordered and shipped separately from other Rize products for FOB price plus shipping costs.

Trundle Beds

Strength-tested and convenient.

Made from tubular steel to hold up to a lifetime of use. Two options are available: a single bunk with included arms/legs that can also be used as a day bed insert, and a roll-out bottom trundle. If purchased together, the roll-out will fit underneath the top deck with an 8" mattress. Both beds are Twin sized and tested to hold up to 400 lb. with no need for a box spring.



16.25" from top of deck to floor

Caps on top deck legs stop scratches

Welded wire deck adds durability without squeaking or pinching springs

Deck only is 75" long

22.5" from top of arms to floor

14" of storage underneath

Stoppers on bottom deck legs prevent rolling when standing

Bottom deck is 4.5" tall when folded

Rollers on bottom deck add maneuverability when folded

Above: Top deck and bottom deck, folded



Bottom Deck, Standing



Both Beds, Standing



Two-Piece Construction for Easy Shipping and Storage



Easy Assembly



Sturdy Steel Construction



All Hardware Included



SKU	Size	Dimensions (L x W x H)	Additional Information	Delivered Price
RIZE TRUNDLE / DAY BEDS				
1200000	Twin	78.5" x 39" x 22.5"	Wire-welded stationary top deck, brackets and arms included	\$120.00
1200001	Twin	71.5" x 39" x 15.75"	Wire-welded folding, rolling bottom deck with stand-up legs	\$127.00

Accessories




Strength-tested products to keep every bed supported.

A comprehensive offering of all the parts you'll need to support a bed frame. Our assortment of parts and accessories includes multiple options for bed frame feet, headboard adapters, footboard hardware, and more. All of our accessories are made to fit to most standard bed frames.



Strength-tested nylon with twin wheels for added stability.

Caster Wheels



Sturdy steel with brass finish

Bolt-On to Hook-On Headboard Conversion Brackets



Steel construction holds up to extreme weight

Footboard Attachment Extension Brackets




Attachment hardware included

Bed Frame to Headboard Adapter Plates



Durable nylon and steel

Stem Glides



Height adjusts up to 3"

Threaded Glides



Easy Assembly



Sturdy Steel & Nylon Construction



All Hardware Included



Tested to Hold Up to Extensive Use




SKU	Product	Dimensions	Additional Information	Delivered Price
RIZE BED FRAME ACCESSORIES				
A-EXT/X7680*	Footboard Attachment Extension Brackets	5.5" x 2.25" x 17.5" (per bracket)	Includes 1 set of brackets to attach a footboard to a standard, bolt-on bed frame with no footboard brackets	\$17.00
A-NR4*	Caster Wheels	4.25" x 2.5" x 2" (per wheel)	Includes 4 wheels with inserts (2 of the wheels have brakes)	\$17.00
A-SG4*	Stem Glides	3.75" x 2.5" x 2.5" (per glide)	Includes 4 glides and inserts	\$17.00
A-TG4*	Threaded Glides	5.75" x 2.75" x 2.75" (per glide)	Includes 4 glides and inserts, adjusts up to 3" in height	\$19.00
MA-4*	Bed Frame to Headboard Adapter Plates	6.75" x 4" x .125" (per bracket)	Includes 1 pair of brackets & hardware to attach an oversize bolt-on headboard or footboard to a standard bolt-on bed frame	\$10.00
711*	Bolt-On to Hook-On Headboard Conversion Brackets	7.25" x 2" x 2" (per bracket)	Includes 1 pair of brackets & hardware to attach to a bolt-on style bed frame so that a hook-on headboard or footboard can be used	\$9.00

*Only available by special order at FOB price + freight cost in the following states: AK, AZ, CA, HI, ID, NV, OR, UT, WA.



Reawakening the idea of
comfort.





A division of Mantua Manufacturing Co.

Rev. Z July 2021

rizebeds.com

Boston / Cleveland / Houston / Los Angeles / Seattle / Tampa

orders@rizebeds.com • 1-800-333-8333